

# INX

NATURALLY CONCRETE



CERAMICHE  
SUPERGRES

# INX

Introduction	2
Gallery	20
Technical specifications	74
Ceramics. A safe choice.	76
Sustainability	78

Dal 1961, Supergres unisce design, innovazione e qualità Made in Italy per creare superfici ceramiche sostenibili che ispirano gli spazi dell'architettura contemporanea.

Founded in 1961, Supergres combines design, innovation and Italian-made quality to create sustainable ceramic surfaces that inspire the spaces of contemporary architecture.

CERAMICHE  
SUPERGRES

Our Idea

## NATURALLY CONCRETE

INX interpreta l'anima autentica del cemento con uno sguardo originale e contemporaneo. La forza materica del gres si fonde con la leggerezza cromatica della pasta bianca, dando forma a superfici essenziali che ripropongono la natura del cemento: versatile e profondamente progettuale.

INX interprets the authentic spirit of concrete in original contemporary style. The intrinsic strength of porcelain gres with the delicate colours of white-body tiles to create simple surfaces that embody the true nature of concrete: versatile and profoundly architectural.

INX interprète l'esprit authentique du ciment avec un regard original et contemporain. La force matérielle du grès s'associe à la légèreté chromatique de la pâte blanche pour composer des surfaces essentielles qui revisitent la nature du ciment : polyvalent et profondément conceptuel.

INX interpretiert die authentische Seele des Betons mit einer originellen und zeitgemäßen Sichtweise. Die materielle Kraft des Feinsteinzeugs verschmilzt mit der farblichen Leichtigkeit weißscherbiger Keramik und schafft schlichte Oberflächen, die die Natur von Beton reproduzieren: vielseitig und zutiefst gestalterisch.

## Chromatic Range VERSATILE TONES, DESIGN ATMOSPHERES

La gamma cromatica in gres porcellanato di INX si sviluppa in toni neutri e naturali: dal grigio urbano alle sfumature più calde e avvolgenti, ogni colore diventa strumento per definire atmosfere essenziali o accoglienti. Superfici equilibrate, capaci di dialogare con materiali diversi e di garantire coerenza estetica in ogni contesto architettonico.

1/

2/

3/

4/

5/

6/

1/ Clay  
2/ Ivory

3/ White  
4/ Pearl

5/ Cement  
6/ Grey

The color range of INX porcelain gres unfolds in neutral and natural tones: from urban greys to warmer, more enveloping shades, each color becomes a tool to define essential or welcoming atmospheres. Balanced surfaces, able to interact with different materials and ensure aesthetic consistency in every architectural context.


La gamme chromatique en grès cérame INX se décline en tons neutres et naturels : du gris urbain aux nuances plus chaudes et enveloppantes, chaque couleur devient un outil pour définir des atmosphères essentielles ou accueillantes. Des surfaces équilibrées, capables de dialoguer avec différents matériaux et de garantir une cohérence esthétique dans chaque contexte architectural.

Die Farbpalette des Feinsteinzeugs INX entfaltet sich in neutralen und natürlichen Tönen: vom urbanen Grau bis zu wärmeren, einhüllenden Nuancen wird jede Farbe zum Mittel, um essentielle oder einladende Atmosphären zu gestalten. Ausgewogene Oberflächen, die mit unterschiedlichen Materialien in Dialog treten und in jedem architektonischen Kontext ästhetische Kohärenz gewährleisten.


## Sizes and finishes

# ARCHITECTURAL FREEDOM


La gamma in gres INX offre un'ampia composizione di formati e texture, dal grande al piccolo, dall'indoor all'outdoor. Dalla grande lastra 120x278 fino al più piccolo 60x60. Materiali da 6 a 20mm di spessore per ogni impiego: dal residenziale al commerciale, a pavimento e a rivestimento. La gamma equilibrata di superfici, naturale, antislip soft touch e grip, e svariate strutture decorative, costituisce la base progettuale di spazi total look.




120x278RT



120x120RT



60x120RT



60x60RT

NATURALE 6 mm  $\pm$  | 120x278RT

ANTI SLIP SOFT TOUCH R10 B | 9 mm  $\pm$  | 120x120RT | 60x120RT | 60x60RT

GRIP R11 C | 9 mm  $\pm$  | 120x120RT | 60x120RT

**T-20** R11 C | 20 mm  $\pm$  | 60x120RT

The INX porcelain gres range offers a wide assortment of sizes and textures, from large to small, from indoor to outdoor. From the large slab of 120x278 down to the smallest 60x60 tile. Materials in thicknesses from 6 to 20 mm for all uses, from residential to commercial and from flooring and paving to walls. The full range of surfaces (natural, anti-slip, soft-touch and grip) and various decorative structures offer the design tools needed for total-look spaces.

La gamme en grès INX offre une vaste composition de textures et de formats, du grand au petit, pour l'intérieur et l'extérieur. De la grande dalle 120x278 jusqu'au petit format 60x60. Des produits de 6 à 20 mm d'épaisseur pour chaque usage : du résidentiel au commercial, comme revêtement de sol ou revêtement mural. La gamme équilibrée de surfaces – naturelle, antidérapante, soft touch et grip – et les textures décoratives variées constituent la base conceptuelle des espaces total look.

Die Feinsteinzeugserie INX bietet eine große Auswahl an Formaten und Oberflächenbeschaffenheiten, von groß bis klein, für den Innen- und Außenbereich. Von der 120x278 großen bis zur 60x60 kleinen Platte. 6 bis 20 mm starke Materialien für jeden Einsatzbereich: vom Wohn- bis zum Gewerbebereich, für Bodenbeläge und Wandverkleidungen. Das ausgewogene Sortiment Oberflächen - Natur, Antislip, Soft Touch und Grip - sowie verschiedene dekorative Strukturen bilden die Grundlage für die Gestaltung von Räumen im Total-Look.



Riga



## Naturally color SOFT IMPACT FOR DELICATE WALL DESIGNS

I rivestimenti in pasta bianca introducono una gamma soft di toni pastello, pensata per ambienti intimi e personali. Sette nuance luminose che aggiungono armonia cromatica e versatilità progettuale. Una proposta di colorazioni fresche e leggere, calde e avvolgenti cui si affianca un progetto di strutture decorative in tinta o multicolor.



1/



2/



3/



4/



5/



6/

7/

1/ Agave  
2/ Plume

3/ Dune  
4/ Loto

5/ Sugar  
6/ Aqua

7/ Jasmine

The white-body wall tiles introduce a range of soft pastel shades, ideal for intimate, individual interiors. Seven luminous colours that provide chromatic harmony and design versatility. An assortment of fresh and light, warm and reassuring hues, completed by a set of matching or multicolour decorative structures.

Les revêtements en pâte blanche introduisent une gamme douce de teintes pastel, conçue pour des espaces intimes et personnels. Sept nuances lumineuses qui apportent harmonie chromatique et polyvalence conceptuelle. Une proposition de couleurs fraîches et légères, chaudes et enveloppantes associées à un projet de textures décoratives dans la teinte ou multicolores.

Wandfliesen aus weißscherbiger Keramik bieten eine Farbpalette mit sanften Pastelltönen, die sich für ein intimes Ambiente und Privaträume eignen. Sieben leuchtende Nuancen, die für Farbharmonie und vielseitige Gestaltungsmöglichkeiten sorgen. Ein Angebot frischer und leichter, warmer und heimeliger Farben, die sich mit einfarbigen oder mehrfarbigen Dekorstrukturen ergänzen lassen.



Stripe mix warm

## Decor Inspirations

# EXPRESSIVE SURFACES FOR CREATIVE WALLS

Texture tridimensionali e pattern dialogano con le tonalità morbide della gamma, creando superfici capaci di trasformare la luce in materia. Un set coordinato di elementi decorativi che permette di caratterizzare gli ambienti con soluzioni personalizzate, eleganti e contemporanee.



Campitura Voile



Stripe mix cold

Three-dimensional textures and geometric patterns interact with the soft tones of the range, turning light into material. A coordinated set of decorative elements that allows spaces to be personalized with elegant and contemporary solutions.

Des textures tridimensionnelles et des motifs géométriques dialoguent avec les tonalités douces de la gamme, transformant la lumière en matière. Un ensemble coordonné d'éléments décoratifs qui permet de personnaliser les espaces avec des solutions élégantes et contemporaines.

Dreidimensionale Texturen und geometrische Muster treten mit den sanften Farbtönen der Serie in Dialog und verwandeln Licht in Material. Ein koordiniertes Set dekorativer Elemente, das es ermöglicht, Räume mit eleganten und zeitgemäßen Lösungen individuell zu gestalten.

## Urban Harmony

# COOL TONES, ESSENTIAL INTERIORS

Le sfumature grigie di INX - grey, cement, pearl - costituiscono una palette cromatica rigorosa, perfetta per spazi minimali e raffinati. Toni neutri, profondi, capaci di valorizzare la luce e accogliere elementi d'arredo di segno deciso.



The INX shades of grey - grey, cement and pearl - are immaculate in their severity, perfect for refined, minimalist design schemes. Deep, neutral colours that amplify light and supply the backdrop for striking furnishings.

Les nuances grises de INX - grey, cement, pearl - constituent une palette de couleurs stricte, parfaite pour des espaces minimalistes et raffinés. Des teintes neutres, profondes, capables de mettre en valeur la lumière et de s'harmoniser avec des éléments de décoration plus marqués.

Die Grautöne von INX - Grey, Cement, Pearl - bilden eine strenge Farbpalette, die sich hervorragend für minimalistische und raffinierte Räume eignet. Neutrale, tiefe Töne, die das Licht hervorheben und markante Einrichtungselemente aufnehmen.





## Warm Balance

# EARTHY HUES FOR ENVELOPING ATMOSPHERES

Le colorazioni più morbide – clay, ivory e white – danno vita a spazi caldi e naturali. Superfici dal tono avvolgente, ideali per progetti che cercano equilibrio tra design contemporaneo e comfort sensoriale.



The softest shades – clay, ivory and white – create warm, natural interiors. Surfaces with a reassuring mood, ideal for projects that aim to balance contemporary design with sensory comfort.

Les couleurs plus douces – clay, ivory et white – créent des espaces chaleureux et naturels. Des surfaces enveloppantes, idéales pour des projets qui recherchent un équilibre entre design contemporain et confort sensoriel.

Die weicheren Farben – Clay, Ivory und White – schaffen warme und natürlich erscheinende Räume. Oberflächen mit heimeligen Farbtönen, ideal für Projekte, die ein Gleichgewicht zwischen zeitgenössischem Design und einem Komfort der Sinne anstreben.

## Wide Visions

# LARGE SLABS FOR SEAMLESS CONTINUITY

Nel formato 120x278 6mm, INX diventa strumento progettuale per soluzioni scenografiche e continue. Perfette per pareti monolitiche, le grandi lastre amplificano la percezione dello spazio e della luce grazie anche alla decorazione Wallpaper.



In the 120x278 size, INX becomes an architectural tool for high-impact, continuous solutions. Perfect for covering whole walls, the large slabs make spaces appear larger and amplify the light, an effect accentuated by the Wallpaper decoration.

Dans le format 120x278, INX devient un outil de conception pour des solutions décoratives et continues. Parfaites pour des grandes parois homogènes, les grandes dalles amplifient la perception de l'espace et de la lumière grâce également à la décoration Wallpaper.

Im Format 120x278 wird INX zu einem Gestaltungsinstrument für spektakuläre und durchgehende Lösungen. Die großen Platten eignen sich perfekt für monolithische Wände und verstärken dank der Dekoration Wallpaper die Wahrnehmung von Raum und Licht.





Design Without Borders  
**OUTDOOR SOLUTIONS WITH  
INDOOR COHERENCE**

20mm e finiture ad alte prestazioni: INX garantisce coerenza estetica e libertà progettuale anche in outdoor. Una materia tecnica e naturale, pensata per ambienti esterni dal carattere contemporaneo.

20mm and high-performance finishes: INX enables consistency of look and unrestricted design freedom even outdoors. A natural yet technical material, for outdoor locations with a contemporary character.

Épaisseur 20 mm et finitions hautes performances : INX garantit cohérence esthétique et liberté conceptuelle même à l'extérieur. Une matière technique et naturelle, conçue pour des espaces extérieurs d'esprit contemporain.

20 mm Materialstärke und ein edles Finish: INX gewährleistet ästhetische Kohärenz und Gestaltungsfreiheit auch im Außenbereich. Ein technisches und naturnahes Material, das für Außenbereiche mit zeitgemäßem Charme entwickelt wurde.

Stories of Light  
**EVERY SPACE REVEALS A  
DESIGN ATTITUDE**



Contemporary shop 22



Intimate room 26



Cozy fireplace 38



Luminous hall 40



Nordic kitchen 44



Outdoor kitchen 46



Open air living 30



Wide living 34



Relax area 48



Ethereal bathroom 50



Round embrace 54



Wellness spot 58

Ogni ambiente è una narrazione visiva: INX si adatta e si trasforma dialogando con la luce, grazie anche a soluzioni specifiche come le strutture decorative Riga in gres porcellanato e Stripe in pasta bianca. Materia e i giochi di luce conferiscono profondità decorativa alle superfici architettoniche.

Each interior tells a visual story: INX is adapted and transformed by its dialogue with light, thanks to specific solutions like the porcelain stoneware Riga and white-body Stripe decorative structures. Matter and interactions with light confer decorative depth on architectural surfaces.

Chaque espace est une histoire visuelle : INX s'adapte et se transforme en dialoguant avec la lumière, grâce également à des solutions spécifiques comme les textures décoratives Riga en grès cérame et Stripe en pâte blanche. La matière et les jeux de lumière apportent une profondeur décorative aux surfaces architecturales.

Jeder Raum wird zur visuellen Erzählung: INX passt sich an und verwandelt sich im Dialog mit dem Licht, auch dank spezifischer Lösungen wie den Dekorstrukturen Riga aus Feinsteinzeug und Stripe aus weißscherbiger Keramik. Material und Lichtspiele verleihen den architektonischen Oberflächen dekorative Tiefe.




FASHION ROOM

WALL: Inx Pearl 120x278RT - 48"x109½" | Inx Cement 60x120RT 24"x48" | Purity Supreme Dark Lux 120x278RT 48"x109½"  
FLOOR: Inx Grey 120x120RT - 48"x48"



WALL: Inx Pearl 120x278RT - 48"x109½"  
Inx Cement 60x120RT 24"x48"  
Purity Supreme Dark Lux 120x278RT 48"x109½"  
FLOOR: Inx Grey 120x120RT - 48"x48"



## FASHION ROOM



WALL: Inx Camp. Wallpaper 120x278RT - 48"x109½" | Inx Pearl 120x278RT - 48"x109½" | Inx White Riga 60x120RT - 24"x48"  
FLOOR: Inx Pearl 120x120RT - 48"x48"



WALL: Inx Pearl 120x278RT - 48"x109½"  
Inx White Riga 60x120RT - 24"x48"  
FLOOR: Inx Pearl 120x120RT - 48"x48"





WALL: Inx Pearl 120x278RT - 48"x109½" | Irony Lead 120x278RT - 48"x109½" | Inx Cement Riga 60x120RT - 24"x48" | Inx Cement 60x120RT - 24"x48"  
FLOOR: Inx Pearl T20 60x120RT - 24"x48"



WALL: Inx Pearl 120x278RT - 48"x109½"  
Inx Cement Riga 60x120RT - 24"x48"  
Inx Cement 60x120RT - 24"x48"  
FLOOR: Inx Pearl T20 60x120RT - 24"x48"





WALL: Inx White 120x278RT - 48"x109½" | Irony Oxide 120x278RT - 48"x109½"  
FLOOR: Inx White 120x120RT - 48"x48"



WALL: Inx White 120x278RT - 48"x109½"  
Irony Oxide 120x278RT - 48"x109½"  
FLOOR: Inx White 120x120RT - 48"x48"





WALL: Bricksy Emerald Glossy 6x24 - 2.5"x9.5"  
Inx Pearl 120x278RT - 48"x109½"  
FLOOR: Inx Grey T20 60x120RT - 24"x48"  
Inx Grey Grip 120x120RT - 24"x24"



WALL: Inx Ivory Riga 60x120RT - 24"x48" | Irony Corten 120x278RT - 48"x109½"  
FLOOR: Inx Ivory 120x120RT - 48"x48"



WALL: Inx Ivory Riga 60x120RT - 24"x48"  
Irony Corten 120x278RT - 48"x109½"  
FLOOR: Inx Ivory 120x120RT - 48"x48"





WALL: Inx Ivory Riga 60x120RT - 24"x48"  
Purity Elegant Greige Silk 120x278RT - 48"x109½"  
FLOOR: Inx Clay 120x120RT - 48"x48"





FLOOR: Inx Ivory T20 60x120RT - 24"x48"  
Inx White 120x278RT - 48"x109½"  
WALL: Bricksy Talc Glossy 6x24 - 2.5"x9.5"  
Inx White Riga 60x120RT - 24"x48"





WALL: Sugar Stripe 50x120RT - 20"x48"  
Inx Stripe Mix Cold 50x120RT - 20"x48"  
Bricksy Agata Glossy 6x24 - 2.5"x9.5"  
Inx White 120x278RT - 48"x109½"  
FLOOR: Inx White 120x120RT - 48"x48"



WALL: Jasmine Stripe 50x120RT - 20"x48" | Jasmine 50x120RT - 20"x48" | Inx C.Voile 50x120RT - 20"x48" | Agave 50x120RT - 20"x48"  
FLOOR: Inx Ivory 60x120RT - 24"x48"



WALL: Jasmine Stripe 50x120RT - 20"x48"  
Jasmine 50x120RT - 20"x48"  
Agave 50x120RT - 20"x48"  
FLOOR: Inx Ivory 60x120RT - 24"x48"





WALL: Aqua Stripe 50x120RT - 20"x48" | Aqua 50x120RT - 20"x48" | Plume 50x120RT - 20"x48" | Bricksy Ocean Glossy 6x24 - 2.5"x9.5" | Inx Pearl 120x278RT - 48"x109½"  
FLOOR: Inx Pearl 120x120RT - 48"x48"




WALL: Aqua Stripe 50x120RT - 20"x48"  
Aqua 50x120RT - 20"x48"  
Plume 50x120RT - 20"x48"  
Bricksy Ocean Glossy 6x24 - 2.5"x9.5"  
Inx Pearl 120x278RT - 48"x109½"  
FLOOR: Inx Pearl 120x120RT - 48"x48"





WALL: Dune 50x120RT - 20"x48" | Loto 50x120RT - 20"x48" | Inx Stripe Mix Warm 50x120RT - 20"x48" | Bricksy Coral Glossy 6x24 - 2.5"x9.5"  
FLOOR: Gracy Oak 20x120RT - 8"x49"



WALL: Dune 50x120RT - 20"x48"  
Loto 50x120RT - 20"x48"  
Inx Stripe Mix Warm 50x120RT - 20"x48"  
Bricksy Coral Glossy 6x24 - 2.5"x9.5"  
FLOOR: Gracy Oak 20x120RT - 8"x49"

# GREY

# CEMENT

GRES PORCELLANATO | PORCELAIN TILES  
GRÈS CÉRAME | FEINSTEINZEUG

ANTI SLIP SOFT TOUCH R10 B | 9 mm  $\pm$  | 120x120RT | 60x120RT | 60x60RT  
GRIP R11 C | 9 mm  $\pm$  | 120x120RT | 60x120RT  
**T-20** R11 C | 20 mm  $\pm$  | 60x120RT

GRES PORCELLANATO | PORCELAIN TILES  
GRÈS CÉRAME | FEINSTEINZEUG

ANTI SLIP SOFT TOUCH R10 B | 9 mm  $\pm$  | 120x120RT | 60x120RT | 60x60RT



120x120RT  
48"x48"

**T-20**



60x120RT  
24"x48"



60x60RT  
24"x24"



60x120RT  
24"x48"



120x120RT  
48"x48"



60x120RT  
24"x48"

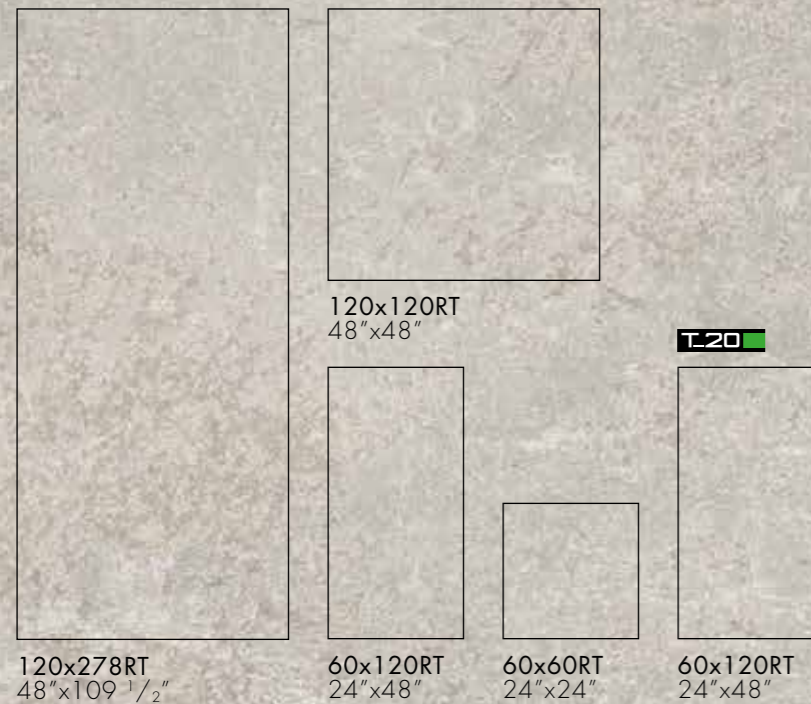


60x60RT  
24"x24"

# PEARL

GRES PORCELLANATO | PORCELAIN TILES  
GRÈS CÉRAME | FEINSTEINZEUG

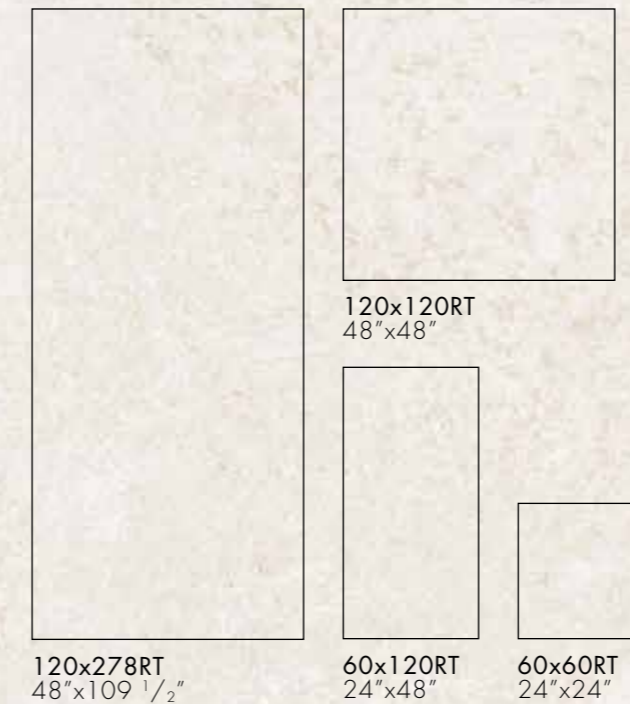
NATURALE 6 mm  $\div$  | 120x278RT  
ANTI SLIP SOFT TOUCH R10 B | 9 mm  $\div$  | 120x120RT | 60x120RT | 60x60RT  
GRIP R11 C | 9 mm  $\div$  | 120x120RT | 60x120RT  
**LE20** R11 C | 20 mm  $\div$  | 60x120RT



# WHITE

GRES PORCELLANATO | PORCELAIN TILES  
GRÈS CÉRAME | FEINSTEINZEUG

NATURALE 6 mm  $\div$  | 120x278RT  
ANTI SLIP SOFT TOUCH R10 B | 9 mm  $\div$  | 120x120RT | 60x120RT | 60x60RT

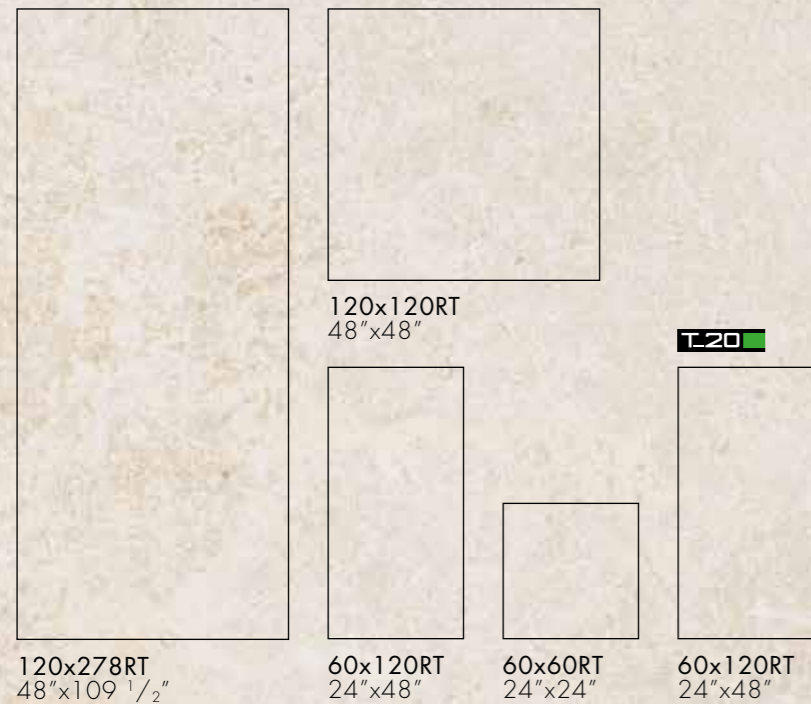


# IVORY

# CLAY

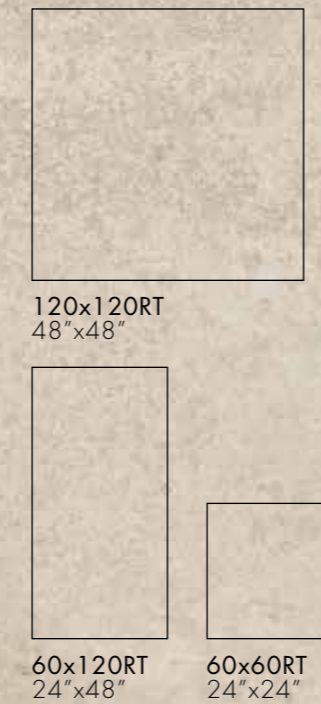
GRES PORCELLANATO | PORCELAIN TILES  
GRÈS CÉRAME | FEINSTEINZEUG

NATURALE 6 mm  $\div$  | 120x278RT  
ANTI SLIP SOFT TOUCH R10 B | 9 mm  $\div$  | 120x120RT | 60x120RT | 60x60RT  
GRIP R11 C | 9 mm  $\div$  | 120x120RT | 60x120RT  
**T-20** R11 C | 20 mm  $\div$  | 60x120RT



GRES PORCELLANATO | PORCELAIN TILES  
GRÈS CÉRAME | FEINSTEINZEUG

ANTI SLIP SOFT TOUCH R10 B | 9 mm  $\div$  | 120x120RT | 60x120RT | 60x60RT



## Mosaics & Structure

# INX

GRES PORCELLANATO | PORCELAIN TILES  
GRÈS CÉRAME | FEINSTEINZEUG

9 mm ±

### Riga




Riga White  
60x120RT . 24"x48"




Riga Ivory  
60x120RT . 24"x48"



Riga Cement  
60x120RT . 24"x48"




### Mosaico



Mosaico White  
30x30RT . 12"x12"



Mosaico Ivory  
30x30RT . 12"x12"



Mosaico Clay  
30x30RT . 12"x12"



Mosaico Pearl  
30x30RT . 12"x12"



Mosaico Cement  
30x30RT . 12"x12"



Mosaico Grey  
30x30RT . 12"x12"

## Large Size Decors

# INX

GRES PORCELLANATO | PORCELAIN TILES  
GRÈS CÉRAME | FEINSTEINZEUG

6 mm ± | 120x278RT

### WALLPAPER



CAMP.WALLPAPER\* - 120x278RT . 48"x109½"

\* INX WALLPAPER PREVEDE 2 SOGGETTI DIVERSI, FORMATO 120x278. L'INSERIMENTO DELLE LASTRE NELLE CONFEZIONI È CASUALE, PERTANTO SUPERGRES NON GARANTISCE LE TIPOLOGIE DI FACCE PRESENTI ALL'INTERNO DI OGNI SINGOLA CONFEZIONE.

INX WALLPAPER IS AVAILABLE IN 2 DIFFERENT TYPES OF GRAPHICS, 120x278 SIZE. THE ORDER IN WHICH THE SLABS ARE PACKED IS RANDOM, SO SUPERGRES DOES NOT GUARANTEE THE TYPES OF FACES FOUND IN EACH INDIVIDUAL PACK.

**T20**

**INX**

GRES PORCELLANATO | PORCELAIN TILES  
GRÈS CÉRAME | FEINSTEINZEUG

20 mm  $\div$  | R11 C



Ivory T\_20  
60x120RT . 24"x48"



Pearl T\_20  
60x120RT . 24"x48"



Grey T\_20  
60x120RT . 24"x48"

Per dettagli sul prodotto in 20 mm di spessore e sui relativi sistemi di posa ed, in particolare, per le raccomandazioni, accorgimenti, limitazioni di utilizzo e precauzioni in fase di posa, si raccomanda di prendere visione dell'ultima versione del catalogo T20 e del sito

[www.supergres.com](http://www.supergres.com)

Pour de plus amples détails sur les produits de 20 mm d'épaisseur et sur leurs systèmes de pose, et en particulier, pour les recommandations, mises à jour, limitations d'usage et précautions en phase de pose, veuillez prendre connaissance de la dernière version du catalogue T20 et du site [www.supergres.com](http://www.supergres.com)

Für Details zum Produkt mit 20 mm Stärke und entsprechende Verlegesysteme, insbesondere hinsichtlich Hinweise und Anmerkungen, Nutzungseinschränkungen und Vorsichtsmaßnahmen während der Verlegung, wird die Einsicht der letzten Version des Katalogs T20 und der Webseite [www.supergres.com](http://www.supergres.com) empfohlen.

For further details on the 20 mm product and the installation systems, in particular for recommendations, restrictions of use, and precautions during installation, please refer to [www.supergres.com](http://www.supergres.com) and to the latest release of T20 catalogue.


Range

**INX**

GRES PORCELLANATO | PORCELAIN TILES  
GRÈS CÉRAME | FEINSTEINZEUG


6 mm | 9 mm | 20 mm  $\div$

NATURALE 6 mm  $\div$  | 120x278RT  
ANTI SLIP SOFT TOUCH R10 B | 9 mm  $\div$  | 120x120RT | 60x120RT | 60x60RT  
GRIP R11 C | 9 mm  $\div$  | 120x120RT | 60x120RT  
**T20** R11 C | 20 mm  $\div$  | 60x120RT



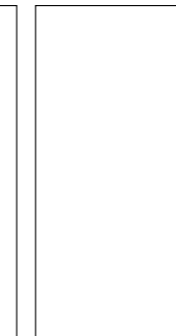
$\div$  6 mm

120 x 278 RT  
48" x 109½"



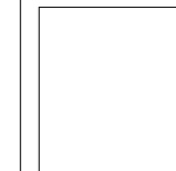
$\div$  9 mm

120 x 120 RT  
48" x 48"



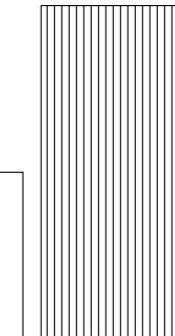
$\div$  9 mm

60 x 120 RT  
24" x 48"




$\div$  9 mm

60 x 60 RT  
24" x 24"



RIGA  $\div$  9 mm

60 x 120 RT  
24" x 48"



**T20**  $\div$  20 mm

60 x 120 RT  
24" x 48"

Clay		<input type="checkbox"/>	<input type="checkbox"/>	<input type="checkbox"/>		
Ivory	<input type="radio"/>	<input type="checkbox"/> $\Delta$	<input type="checkbox"/> $\Delta$	<input type="checkbox"/>	<input type="checkbox"/>	<input type="checkbox"/> $\blacktriangle$
White	<input type="radio"/>	<input type="checkbox"/>	<input type="checkbox"/>	<input type="checkbox"/>	<input type="checkbox"/>	
Pearl	<input type="radio"/>	<input type="checkbox"/> $\Delta$	<input type="checkbox"/> $\Delta$	<input type="checkbox"/>		<input type="checkbox"/> $\blacktriangle$
Cement		<input type="checkbox"/>	<input type="checkbox"/>	<input type="checkbox"/>	<input type="checkbox"/>	
Grey		<input type="checkbox"/> $\Delta$	<input type="checkbox"/> $\Delta$	<input type="checkbox"/>		<input type="checkbox"/> $\blacktriangle$

NATURALE

ANTI-SLIP SOFT TOUCH R10 B

GRIP R11 C


**T20** R11 C

3D


## INX

RIVESTIMENTO IN PASTA BIANCA | WHITE BODY WALL TILE  
REVÊTEMENTS EN PÂTE BLANCHE | WEISSSCHERBIGER WANDFLIESEN


8,5 mm ± | 50x120RT




Inx Loto - 50x120RT . 20"x48"




Inx Dune - 50x120RT . 20"x48"



Inx Jasmine - 50x120RT . 20"x48"




Inx Agave - 50x120RT . 20"x48"



Inx Plume - 50x120RT . 20"x48"



Inx Aqua - 50x120RT . 20"x48"



Inx Sugar - 50x120RT . 20"x48"

## INX

RIVESTIMENTO IN PASTA BIANCA | WHITE BODY WALL TILE  
REVÊTEMENTS EN PÂTE BLANCHE | WEISSSCHERBIGER WANDFLIESEN

8,5 mm ± | 50x120RT

### Stripe



Inx Jasmine Stripe - 50x120RT . 20"x48"



Inx Aqua Stripe - 50x120RT . 20"x48"



Inx Sugar Stripe - 50x120RT . 20"x48"

### Stripe Dek



Inx Stripe Warm Mix - 50x120RT . 20"x48"



Inx Stripe Cold Mix - 50x120RT . 20"x48"

### Camp. Voile



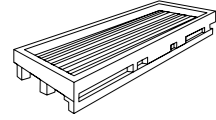
Inx C. Voile\* - 50x120RT . 20"x48"

\* Inx camp.Voile prevede 2 soggetti diversi, formato 50x120. L'inserimento delle lastre nelle confezioni è casuale, pertanto Supergres non garantisce le tipologie di facce presenti all'interno di ogni singola confezione.

Inx camp.Voile is available in 2 different types of graphics, 50x120 size. The order in which the slabs are packed is random, so Supergres does not guarantee the types of faces found in each individual pack.

## Packing INX

IMBALLI | PACKING  
EMBALLAGE | VERPACKUNG



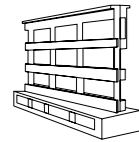
\* 120x278 fornito in casse di dimensioni 291,6x144,6x35,8 (PxLxH) cm - Peso kg 88  
\* 120x278 supplied in crates. Dimensions crate cm 291,6x144,6x35,8h cm - Weight kg 88

	spessore	pz	mq/pz	kg/pz	pz/cassa*	mq/cassa*	kg/cassa*
120x278RT	6 mm	1	3,336	49,50	18	60,05	979

cassa leggera ( max 7 pezzi )

120x278 fornito in casse di dimensioni 291,6x144,5x24 (PxLxH) cm - Peso kg 54  
120x278 supplied in crates. Dimensions crate cm 291,6x144,5x24h cm - Weight kg 54


120x278RT	6 mm	1	3,336	49,50	7	23,35	400
-----------	------	---	-------	-------	---	-------	-----



\*\* 120 x 278 fornito su cavalletti (18 pz o 42 pz - carico max) di dimensioni 290x75x156 (PxLxH) cm - Peso kg 160  
\*\* 120x278 supplied in stand containing (18 pz or 42 pz - charge max). Dimensions cm 290x75x156h cm - Weight kg 160

	spessore	pz	mq/pz	kg/pz	pz/cavalletto**	mq/cavalletto**	kg/cavalletto**
120x278RT	6 mm	1	3,336	49,50	18	60,05	1051
120x278RT	6 mm	1	3,336	49,50	42	140,11	2239

GRES PORCELLANATO | PORCELAIN TILES  
GRÈS CÉRAMÉ | FEINSTEINZEUG

	spessore	pz/box	mq/sc	kg/sc	sc/plt	mq/plt	kg/plt
120x120RT	9 mm	2	2,88	60,00	20	57,60	1212
60x120RT	9 mm	2	1,44	30,00	35	50,40	1062
60x60RT	9 mm	3	1,08	22,00	40	43,20	892
60x120RT Riga	9 mm	2	1,44	29,50	35	50,40	1044
Mosaico su rete 30x30RT	9 mm	10	0,90	16,00	30	27,00	495
Gradone c/profilo incollato 33x120RT	9 mm	2	-	-	-	-	-
Gradone c/profilo incollato 33x60RT	9 mm	4	-	-	-	-	-
Angolo Gradone c/profilo incollato 33x33RT	9 mm	4	-	-	-	-	-
Battiscopa total dek 7,2x60	-	10	6,00 ml	9,40	70	420 ml	673
60x120RT 	20 mm	1	0,72	32,00	35	25,20	1135

## Trims INX

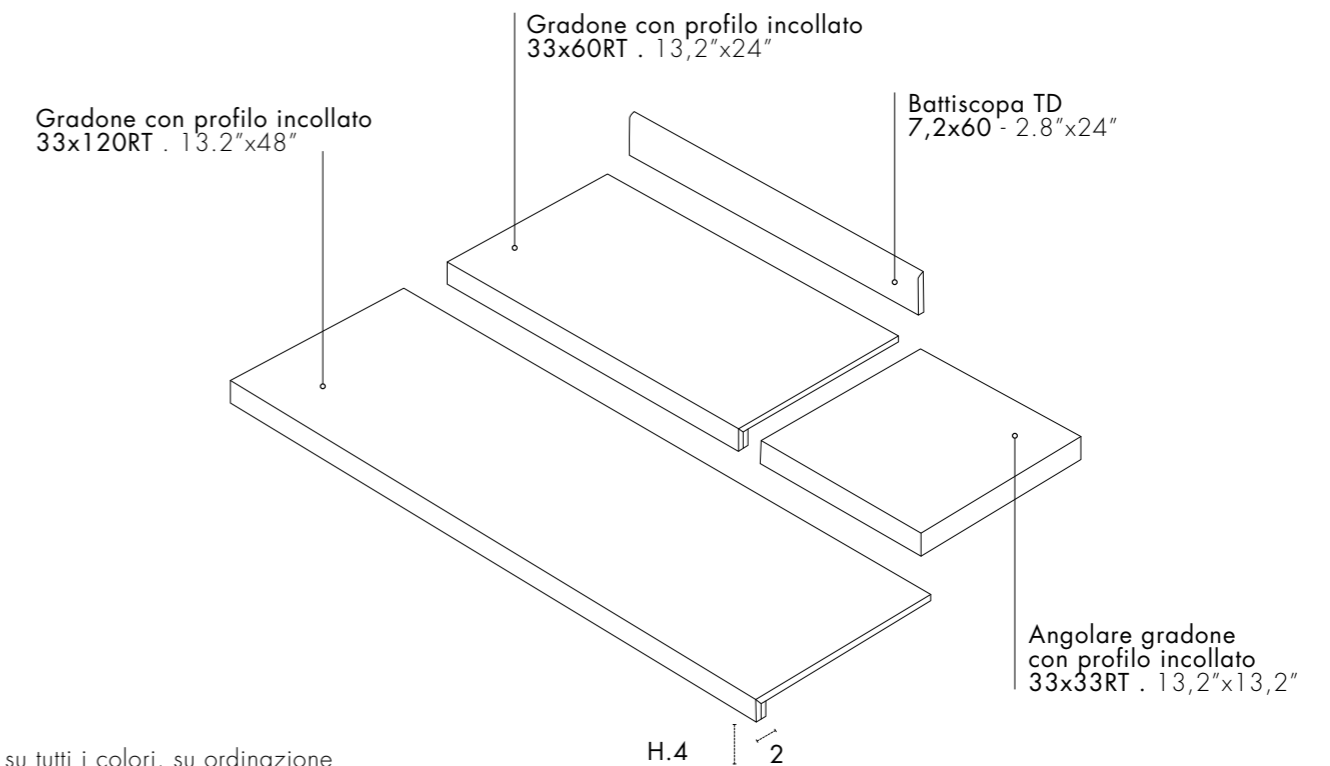
RIVESTIMENTO IN PASTA BIANCA | WHITE BODY WALL TILE  
REVÊTEMENTS EN PÂTE BLANCHE | WEISSSCHERBIGER WANDFLIESEN

	spessore	pz/box	mq/sc	kg/sc	sc/plt	mq/plt	kg/plt
50x120RT	8,5 mm	3	1,80	26,50	35	63,00	940
STRIPE   STRIPE DEK 50x120RT	8,5 mm*	3	1,80	26,50	35	63,00	940
Campitura VOILE 50x120RT	8,5 mm	3	1,80	26,50	35	63,00	940

\* spessore riferito al fondo liscio equivalente  
thickness measured on the equivalent smooth base

PEZZI SPECIALI | TRIMS  
PIÈCES SPÉCIALES | FORMSTÜCKE

9 mm ±



Disponibili su tutti i colori, su ordinazione  
Available in all colours, on demand

AVVERTENZE PER LA POSA | RECOMMENDATIONS FOR INSTALLATION  
RECOMMANDATIONS POUR L'INSTALLATION | EMPFEHLUNGEN FÜR DIE INSTALLATION.

Per la posa del materiale rettificato si prescrive una fuga minima di 2 mm.  
As for rectified materials, a minimum joint of 2 mm is required.  
Pour la pose du matériau rectifié, il faut réaliser un joint minimum de 2 mm.  
Für die Verlegung des geschliffenen Materials ist eine Mindestfuge von 2 mm vorgeschrieben.

## Ceramics. A safe choice.



**IGIENICA**  
Hygienic

La ceramica è facile da pulire, igienica e pratica; basta un semplice detergente neutro per rimuovere lo sporco e facilmente ritorna alla sua bellezza originaria.

Ceramics are easy to clean, hygienic, and practical; a simple neutral detergent is enough to remove dirt, bringing it back to its original beauty effortlessly.



**SALUBRE**  
Healthy

Grazie alle sue caratteristiche fisiche la ceramica non rilascia alcuna sostanza nociva o VOC (sostanze organiche volatili) nell'ambiente in cui viviamo. Allo stesso modo non emette odori.

Il gres porcellanato è privo di PVC, plastiche o derivati del petrolio.

Thanks to its physical properties, ceramics do not release any harmful substances or VOCs (volatile organic compounds) into the environment we live in. Similarly, it does not emit odors. Porcelain stoneware is free from PVC, plastics, or petroleum derivatives.



**RESISTENTE ALL'USURA**  
Wear-resistant

Il gres porcellanato è un materiale tecnico ultra compatto, altamente resistente all'usura; sopporta bene calpestio, urti, graffi e carichi pesanti.

Porcelain stoneware is an ultra-compact technical material, highly resistant to wear; it withstands foot traffic, impacts, scratches, and heavy loads.



**RESISTENTE ALLE MACCHIE**  
Stain-resistant

La ceramica non teme macchie e non viene danneggiata con l'utilizzo di solventi e detersivi.

Ceramics are stain-resistant and unaffected by the use of solvents and detergents.



**INGELIVA**  
Frost-resistant

Il gres porcellanato resiste al gelo e a tutti gli attacchi degli agenti atmosferici, ed è quindi il prodotto ideale anche in ambienti esterni.


Porcelain stoneware is resistant to freezing temperatures and all types of weather conditions, making it the ideal product for outdoor environments as well.



**PRODOTTO NEL RISPETTO DELL'AMBIENTE**  
Environmentally friendly product

Il processo produttivo aziendale impiega un sistema di raccolta e di riutilizzo degli scarti di produzione, delle acque di lavorazione e del calore generato nelle fasi di produzione. In questo modo si limita il consumo di energia e di materie prime, per un'economia più sostenibile e un ridotto impatto ambientale.

The company's production process uses a system for collecting and reusing production waste, process water, and heat generated during production stages. This reduces energy and raw material consumption, promoting a more sustainable economy and minimizing environmental impact.



**RESISTENTE AI RAGGI UV**  
Uv-resistant

Esposta al sole anche per lungo tempo la ceramica non cambia colore, e mantiene inalterate nel tempo le sue caratteristiche estetiche e tecniche.

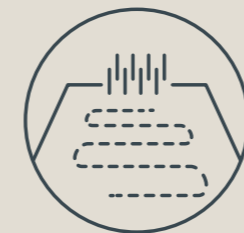
Exposed to the sun for long periods, ceramics do not change color and maintain their aesthetic and technical characteristics over time.



**PRODOTTO IGNIFUGO**  
Fire-resistant

Resiste al fuoco e non emette fumi in seguito alla combustione.

It resists fire and does not emit smoke after combustion.



**IDEALE PER RISCALDAMENTO A PAVIMENTO**  
Ideal for underfloor heating

Ottimo conduttore di calore, il gres porcellanato si riscalda rapidamente e il calore è rilasciato immediatamente nell'ambiente; in questo modo consente di mantenere limitate temperature d'esercizio dell'impianto di riscaldamento.

An excellent conductor of heat, porcelain stoneware heats up quickly, and the heat is immediately released into the environment, allowing for low operating temperatures in the heating system.



**VERSATILE**  
Versatile

La ceramica consente tante variazioni di stile e design, grazie all'ampia disponibilità di formati, spessori, finiture e tinte. Inoltre può essere utilizzata in qualsiasi ambiente, sia a pavimento che a rivestimento, in interno o esterno, in ambienti residenziali o pubblici.

Ceramics offer a wide variety of styles and designs, thanks to a broad range of formats, thicknesses, finishes, and colors. They can be used in any environment, both on floors and walls, indoors or outdoors, in residential or public spaces.

## Sustainability

# CERAMICHE SUPERGRES PER LA SOSTENIBILITÀ

La sostenibilità è un valore importante per noi.  
Ci impegniamo attivamente nella tutela dell'ambiente,  
promuovendo il benessere delle persone e valorizzando il territorio.

### PRODUCT CERTIFICATIONS AND DECLARATIONS



### PROCESS CERTIFICATIONS



### RATING SYSTEMS



Sustainability is an important value for us.  
A commitment to make a difference, creating a healthy and safe environment  
where everyone can live, work, and thrive.



Norma di riferimento: EN 14441 (ISO 13006) Allegato G  
Piastrille di ceramica pressate a secco con basso assorbimento d'acqua (E ≤ 0,5%)

Reference standard: EN 14441 (ISO 13006) Appendix G - Dry pressed ceramic tiles with low water absorption (Ev ≤ 0,5%) .

## GRUPPO B Ia

CARATTERISTICHE TECNICHE Technical characteristics . Caractéristiques techniques Technische eigenschaften	NORMA Norms . Normes Normen	REQUISITI RICHIESTI Requirements . Conditions requisés Geforderte eigenschaften			VALORE MEDIO SUPERGRES * Average rating . Valeur moyenne Durchschnittswert	
		7 cm ≤ N < 15 cm	N ≥ 15 cm		SUPERFICIE ASST	SUPERFICIE GRIP / T_20
Lunghezza e larghezza dei lati . Length and width of the sides Longueur et largeur de côtés . Länge und Breite	ISO 10545-2	RETTIFICATI	± 0,4 mm	± 0,3 %	± 1,0 mm	Conforme . According to Conforme . Gemäss
Rettilineità degli spigoli . Straightness Equerrage des angles . Kantengeradheit			± 0,4 mm	± 0,3 %	± 0,8 mm	Conforme . According to Conforme . Gemäss
Ortogonalità** . Rectangularity** Orthogonalité . Rechtwinkligkeit			± 0,4 mm	± 0,3 %	± 1,5 mm	Conforme . According to Conforme . Gemäss
Planarità . Flatness Planéité . Planität			± 0,6 mm	± 0,4 %	± 1,8 mm	Conforme . According to Conforme . Gemäss
Spessore . Thickness Épaisseur . Stärke	ISO 10545-2		± 0,5 mm	± 5 %	± 0,5 mm	Conforme . According to Conforme . Gemäss
Assorbimento % d'acqua . Water absorption Absorption d'eau . Wasseraufnahme	ISO 10545-3		Ev ≤ 0,5%			Conforme . According to Conforme . Gemäss
Determinazione della resistenza a flessione e della forza di rottura Flexion and break resistance Résistance à la flexion et à la force de rupture Biegefestigkeit und Bruchlast	ISO 10545-4		Spessore Thickness Épaisseur Stärke		$\geq 7,5 \text{ mm} \begin{cases} S \geq 1300 \\ R \geq 35 \text{ N/mm}^2 \end{cases}$ $< 7,5 \text{ mm} \begin{cases} S \geq 700 \text{ N} \\ R \geq 35 \text{ N/mm}^2 \end{cases}$	Conforme . According to Conforme . Gemäss
Determinazione della resistenza all'abrasione Abrasion Resistance Résistance à l'abrasion Abriebfestigkeit	ISO 10545-6		≤ 175 mm <sup>3</sup>			Conforme . According to Conforme . Gemäss
Coefficiente di espansione termica lineare tra 20° e 100° C Linear thermal expansion 20°C to 100°C Dilatation thermique linéaire entre 20°C et 100°C Lineare Waerme-ausdehnung zwischen 20°C und 100°C	ISO 10545-8		Metodo di prova disponibile . Test method available Méthode d'essai disponible . Prüfverfahren verfügbar			Conforme . According to Conforme . Gemäss
Resistenza agli sbalzi termici . Thermal shock resistance Résistance aux écarts de Température . Temperaturwechselbestaendigkeit	ISO 10545-9		Metodo di prova disponibile . Test method available Méthode d'essai disponible . Prüfverfahren verfügbar			Conforme . According to Conforme . Gemäss
Resistenza al gelo . Frost resistance Résistance au gel . Frostbeständigkeit	ISO 10545-12		Metodo di prova disponibile . Test method available Méthode d'essai disponible . Prüfverfahren verfügbar			Conforme . According to Conforme . Gemäss
Determinazione della resistenza chimica . Chemical resistance Résistance chimique . Chemikalienbeständigkeit	ISO 10545-13		B min.			A LA HA
Reazione al fuoco . Reaction to fire Réaction au feu . Brendverhalten	-		Classe A1 o A1 fl . Class A1 o A1 fl Classe A1 ou A1 fl . Klasse A1 oder A1 fl			Conforme . According to Conforme . Gemäss
Determinazione della resistenza alle macchie . Resistance to staining Résistance aux taches . Beständigkeit gegen Fleckenbil	ISO 10545-14		Classe 3 minimo . Class 3 min Classe 3 min . Klasse 3 min			Conforme . According to Conforme . Gemäss
Resistenza allo scivolamento . Slip resistance Résistance au glissement . Bestimmung der Rutschemmungsfähigkeit	EN 16165 (Previously DIN 51130)		Classificazione R . Classification R Evaluación R R . Klassifizierung R			R10 R11
Resistenza allo scivolamento - superfici bagnate calpestio a piedi scalzi Résistance au glissement - surfaces mouillées passage à pieds nus Bestimmung der Rutschemmungsfähigkeit - nasse Oberfläche - Barfußgehen Coefficient of friction - dry surfaces walking on barefoot	EN 16165 (previously DIN 51097)		Classificazione A B C - Evaluación A B C Klassifizierung A B C - Classification A B C			B C
Resistenza allo scivolamento - coefficiente di attrito dinamico (DCOF) Slip resistance - dynamic friction coefficient Résistance au glissement - résistance de frottement dynamique Bestimmung der Rutschemmungsfähigkeit - dynamischer reibungskoeffizient	ANSI A 326.3		≥ 0,42 wet			Conforme According to Conforme Gemäss Conforme According to Conforme Gemäss
Coefficiente di attrito dinamico . Dynamic friction coefficient Résistance de frottement dynamique . Dynamischer reibungskoeffizient	METODO B.C.R.A.		D.M.I. Giugno 1989 n.236 (μ > 0,40)			Conforme According to Conforme Gemäss Conforme According to Conforme Gemäss

GRADO DI VARIAZIONE CROMATICA. Ogni prodotto si caratterizza per un grado di stonalizzazione variabile da prodotto a prodotto, da colore a colore. Per stonalizzazione s'intende variazione di gradazione cromatica da piastrella a piastrella.

COLOUR SHADE VARIATION. Every product is characterised by colour-shading that can vary from one product to another and from one colour to another. When referring to colour-shading we refer to the chromatic variation of the tile surface.



Prodotto con marcata variazione cromatica

Product with a marked chromatic variation

EN 14411 Allegato L Piastrille di ceramica pressate a secco (E > 10 %) - Gruppo BIII GL (smaltate, glazed)

EN 14411 (ISO 13006) Appendix L Dry pressed ceramic tiles (Ev > 10 %)

## GRUPPO B III GL

CARATTERISTICHE TECNICHE Technical characteristics . Caractéristiques techniques Technische eigenschaften	NORMA Norms . Normes Normen	REQUISITI RICHIESTI Requirements . Conditions requisés Geforderte eigenschaften			VALORE MEDIO SUPERGRES * Average rating . Valeur moyenne Durchschnittswert	
		7 cm ≤ N < 15 cm	N ≥ 15 cm			
Lunghezza e larghezza dei lati . Length and width of the sides Longueur et largeur de côtés . Länge und Breite	ISO 10545-2	RETTIFICATI	± 0,4 mm	± 0,3 %	± 1,0 mm	Conforme . According to Conforme . Gemäss
Rettilineità degli spigoli . Straightness Equerrage des angles . Kantengeradheit			± 0,4 mm	± 0,3 %	± 0,8 mm	Conforme . According to Conforme . Gemäss
Ortogonalità** . Rectangularity** Orthogonalité . Rechtwinkligkeit			± 0,4 mm	± 0,3 %	± 1,5 mm	Conforme . According to Conforme . Gemäss
Planarità . Flatness Planéité . Planität			± 0,6 mm	± 0,4 %	± 1,8 mm	Conforme . According to Conforme . Gemäss
Spessore . Thickness Épaisseur . Stärke	ISO 10545-2		± 0,5 mm	± 10 %	± 0,5 mm	Conforme . According to Conforme . Gemäss
Assorbimento % d'acqua . Water absorption Absorption d'eau . Wasseraufnahme	ISO 10545-3		Ev > 10%			Conforme . According to Conforme . Gemäss
Determinazione della resistenza a flessione e della forza di rottura Flexion and break resistance Résistance à la flexion et à la force de rupture Biegefestigkeit und Bruchlast	ISO 10545-4		Spessore Thickness Épaisseur Stärke		$\geq 7,5 \text{ mm} \begin{cases} S \geq 600 \text{ N} \\ R \geq 15 \text{ N/mm}^2 \end{cases}$	Conforme . According to Conforme . Gemäss
Determinazione della resistenza al cavillo Crazing resistance Résistance aux craquelures Haarriß-Beständigkeit	ISO 10545-11		Richiesta . Required Requisie . Enforderlich			Conforme . According to Conforme . Gemäss
Determinazione della resistenza chimica . Chemical resistance Résistance chimique . Chemikalienbeständigkeit	ISO 10545-13		GB minimo (GL) . GB min (GL) GB min (GL) . GB min (GL)			Conforme . According to Conforme . Gemäss
Determinazione della resistenza alle macchie . Resistance to staining Résistance aux taches . Beständigkeit gegen Fleckenbil	ISO 10545-14		Classe 3 minimo . Class 3 min Clase 3 min . Klasse 3 min			Conforme . According to Conforme . Gemäss
Reazione al fuoco . Reaction to fire Réaction au feu . Brendverhalten	-		Classe A1 o A1 fl . Class A1 o A1 fl Clase A1 ou A1 fl . Klasse A1 oder A1 fl			Conforme . According to Conforme . Gemäss

\* Valori riferiti ai fondi. Le caratteristiche tecniche fanno riferimento al formato nominale delle piastrelle espresso in mm. These values refer to the bottoms. The technical characteristics refer to the nominal size of tiles expressed in mm. Valeurs se référant aux fonds. Les caractéristiques techniques se réfèrent au format nominal des carreaux exprimé en mm. Werte bezogen auf Grundfliesen. Die Angaben beziehen sich auf die Nenngröße der Fliesen in mm.

Se non indicato diversamente, i valori delle prove tecniche si riferiscono alla superficie naturale. Unless otherwise indicated, the values of technical tests refer to the natural surface finish. Sauf indication contraire, les valeurs des tests techniques se rapportent à la surface naturelle. Wenn nicht anders angegeben beziehen sich die Werte der technischen Tests auf die natürliche Oberfläche.

\*\* Per piastrelle rettangolari che abbiano il lato maggiore L ≥ 60 cm, e rapporto tra i lati ≥ 3, la misurazione dell'ortogonalità deve venire condotta solo sul lato corto. For rectangular tiles with longest side L ≥ 60 cm and a ratio length/width L/W ≥ 3, the measurement of orthogonality should only be carried out on short edges. Pour les carreaux rectangulaires qui ont le côté le plus long L ≥ 60 cm, et le rapport entre les côtés ≥ 3, la mesure de l'orthogonalité se fait seulement sur le côté le plus court. Bei rechteckigen Fliesen, mit der längsten Seite L ≥ 60 cm und einem Seitenverhältnis von ≥ 3 darf die Messung der Rechteckigkeit nur an der kurzen Seite durchgeführt werden.



Office  
Strada Statale 467, 34  
42013 Casalgrande (RE) Italy  
Ph. +39 0522 997411  
Fax Export +39 0522 997415  
Fax Italia +39 0522 997494

Warehouse  
Via dell'Industria, 1 - Villaggio Macina  
42013 Salvaterra di Casalgrande (RE) Italy

[info@supergres.com](mailto:info@supergres.com)  
[www.supergres.com](http://www.supergres.com)

CERAMICHE  
**SUPERGRES**